

# 2014 IUPUI Graduate Alumni Survey

Summary of Results – IU School of Social Work

August 2015

**Institutional Research and Decision Support  
1100 Waterway Blvd  
Indianapolis, IN 46202**

Anne Mitchell  
Director  
Survey Research and Evaluation  
317-278-9230  
[amitch29@iupui.edu](mailto:amitch29@iupui.edu)

Robbie Janik  
Assistant Director  
Survey Research and Evaluation  
317-278-0640  
[rjanikii@iupui.edu](mailto:rjanikii@iupui.edu)

**PURPOSE:** To measure indicators related to current alumni employment, satisfaction with experiences at IUPUI, effectiveness of IUPUI on learning, further education, and connection to IUPUI.

**METHODS:** Survey administered to graduate student alumni who graduated from Fall 2011 to Spring 2014 for which the Office of Alumni Relations had up-to-date contact information. All graduates from Summer 2014 were included in the sample.

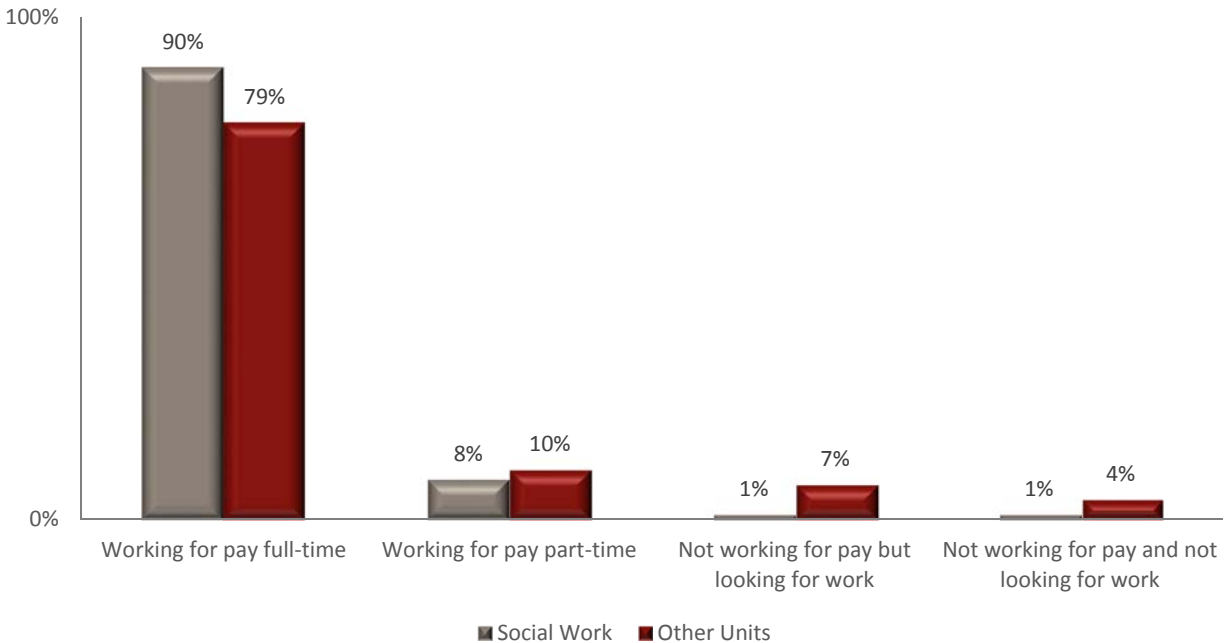
**RESPONDENT CHARACTERISTICS:**

	<b>SOCW Respondents</b>	<b>Invited from SOCW</b>	<b>All Respondents</b>	<b>All Invited</b>
<i>Female</i>	86.7%	85.1%	58.7%	57.7%
<i>Male</i>	13.3%	14.9%	41.2%	42.3%
<i>White</i>	79.5%	85.1%	69.3%	66.5%
<i>Black</i>	10.8%	9.8%	6.8%	6.3%
<i>Hispanic</i>	0.0%	2.4%	1.1%	1.8%
<i>Asian</i>	3.6%	1.7%	4.2%	5.9%
<i>Other</i>	0.0%	0.1%	0.2%	0.6%
<i>International</i>	2.4%	0.6%	16.0%	15.4%
<i>Refused</i>	0.0%	0.3%	2.4%	3.5%
<b>N</b>	<b>83</b>	<b>543</b>	<b>938</b>	<b>5291</b>
<b>Response Rate</b>	<b>15%</b>		<b>19%</b>	

- Demographics of the alumni respondents from the School of Social Work are similar to those of the sample. There is a slight underrepresentation of white alumni.
- School of Social Work respondents are more likely to be female and white compared to other units on campus.
- The School of Social Work has less international graduate students compared to other units.
- 18% of Social Work alumni respondents also attended IUPUI for their undergraduate degree.

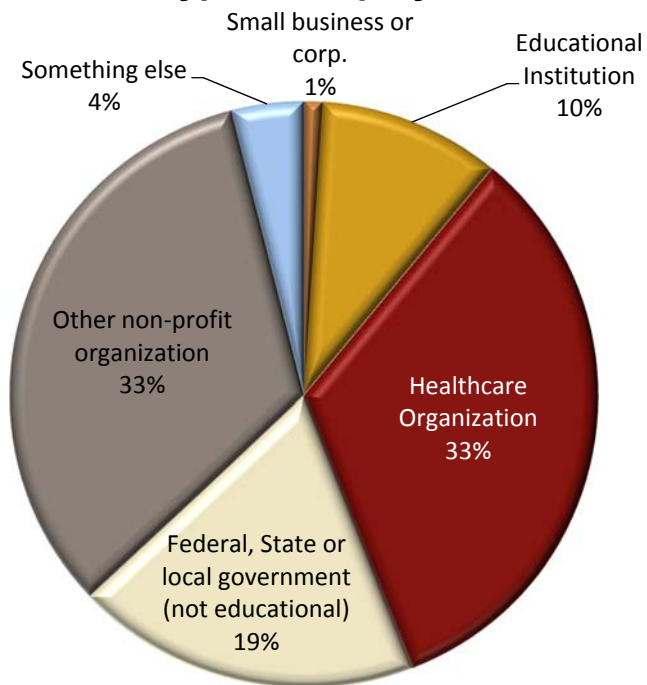
## Section 1: Employment

**Figure 1:  
Employment Status**



- The vast majority (98%) of all Social Work graduate student alumni are working either full-time or part-time.
- The large majority (92%) of those currently working are also employed in Indiana which is significantly more compared to other units (71%).
- 40% of respondents report that their School of Social Work education prepared them for their current job very well, while slightly less than half agree that it enhanced their prospects for career advancement (48%) very well.
- The large majority believe their School of Social Work education assisted them with preparation for their job and enhancing their prospects for career advancement at least somewhat at rates of 91% and 95% respectively.

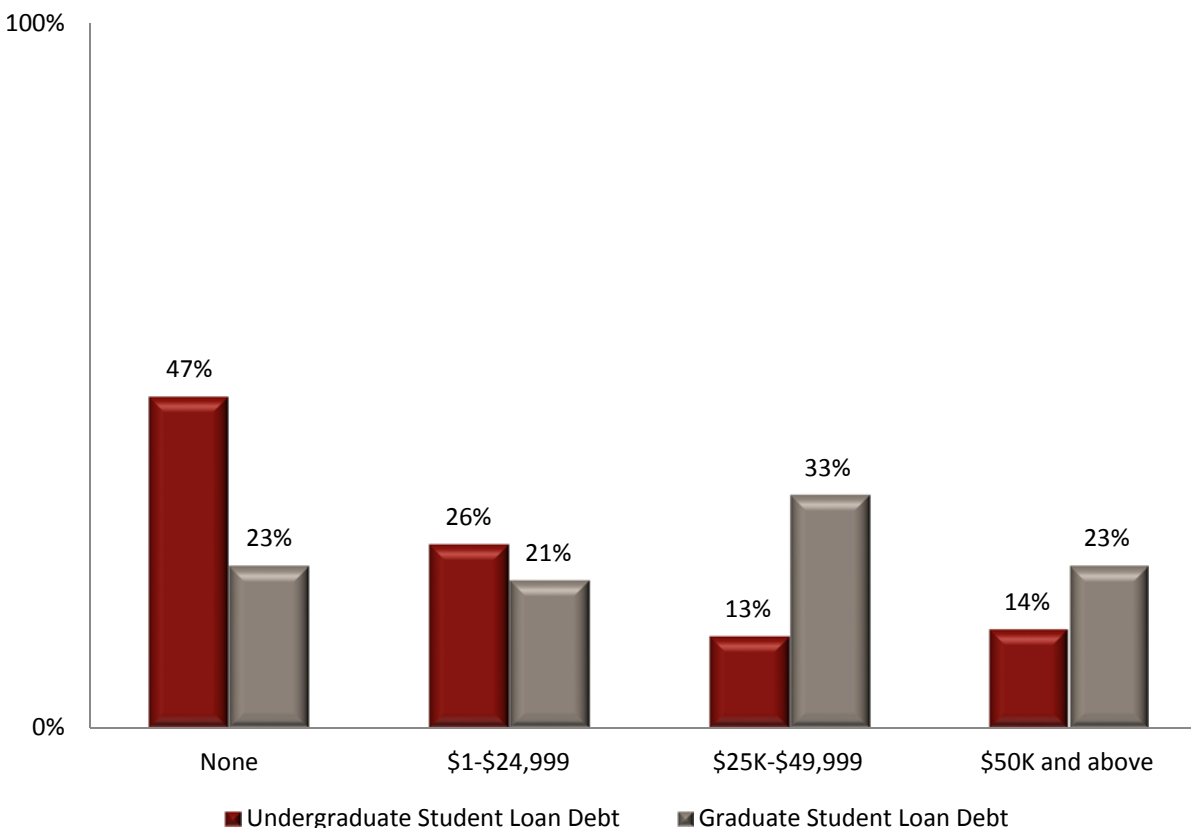
**Figure 2**  
**Type of Employer**



- One third (33%) of recent Social Work graduate student alumni report working for a non-profit organization such as United Way, which is much larger compared to other units (7%).
- The large majority of respondents (83%) report that their current job is directly related to their major, while nearly all (99%) say it is at least somewhat related.
- The majority of graduate student alumni (73%) also agree with the statement, “The job I have is the job I want.”
- Just over half of Social Work graduate student alumni respondents (53%) have an annual salary of at least \$40,000 which is less than other units where this is true for 75% of alumni. The large majority of alumni report their salary in the range of \$20,000 to \$39,999 (44%) or \$40,000 to \$59,999 (45%).

## Section 2: Student Loan Debt

**Figure 3:  
Student Loan Debt (from all sources)**



- A larger percentage of students have student loan debt \$25,000 or more related to their graduate degree (56%) compared to those having that amount for their undergraduate student loan debt (27%).
- The 23% of graduate alumni from the School of Social Work that have \$50,000 or more debt related to their graduate degree is slightly less when compared to other units (32%) on campus.
- School of Social Work alumni also have a lower percentage of students with no debt related to their graduate degree (23%) compared to other units (34%).
- Among those with debt, slightly more than one third (35%) of Social Work alumni state that they are not at all confident that they will be able to pay off their student loans on time which is larger than other units on campus (19%).
- Less than half (43%) of the School of Social Work alumni are at least somewhat confident they will be able to pay off their student loans on time which is significantly less than students from other units on campus (69%).

## Section 3: IUPUI Experience

**Table 1**  
**Satisfaction with Academics, Instruction, and the Learning Environment <sup>a</sup>**

Please indicate how satisfied you are with each of the following aspects of your IUPUI experience.	Very Dissatisfied	Dissatisfied	Satisfied	Very Satisfied	Mean
<i>Percentages</i>					
Overall quality of your academic experiences at IUPUI	0%	17%	61%	22%	3.05
Your social experiences at IUPUI	2%	20%	68%	10%	2.85
Quality of teaching by faculty in your major area	2%	22%	54%	22%	2.95
Quality of advising or mentorship	16%	32%	42%	10%	2.46
Quality of courses in your major area	2%	20%	60%	17%	2.92
Personal attention from those in your major department	4%	20%	53%	23%	2.95
Opportunities for community engagement (projects, research, exhibitions, etc.)	1%	28%	53%	18%	2.88
Opportunities to participate in faculty members' research	16%	34%	46%	4%	2.37
Opportunities to participate in personal research	9%	31%	52%	9%	2.60
Consultations about thesis, dissertation, or creative project.	9%	21%	57%	13%	2.74
General helpfulness of faculty	1%	17%	64%	18%	2.99
Tutoring and other academic support services	1%	22%	68%	9%	2.85
Use of technology in the classroom	1%	10%	77%	12%	3.00
The extent to which faculty and staff helped you become oriented to your program	1%	23%	55%	21%	2.95

<sup>a</sup> 1 = Very Dissatisfied, 2 = Dissatisfied, 3 = Satisfied, 4 = Very Satisfied

- The large majority (83%) of Social Work graduate student alumni respondents are satisfied or very satisfied with the overall quality of their academic experiences.
- The lowest satisfaction items are in regards to opportunities to participate in faculty members' research and the quality of advising or mentorship.
- School of Social Work alumni respondents (52%) are significantly less likely than other units (68%) to be satisfied with the quality of advising or mentorship.

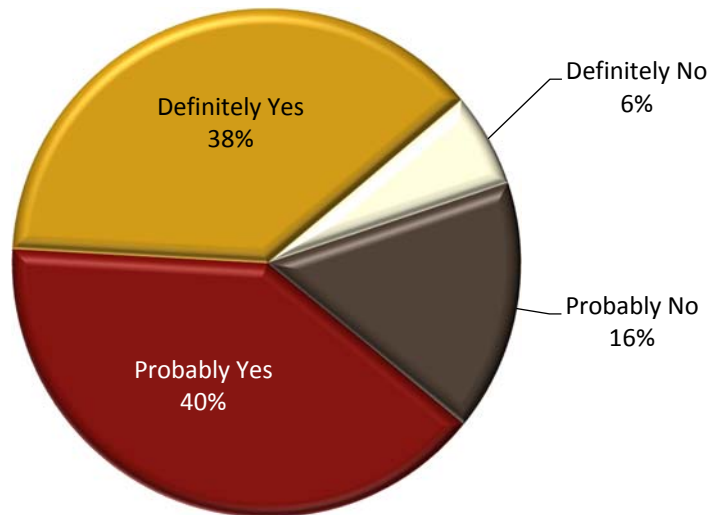
**Table 2**  
**Satisfaction with Co-Curricular Experiences and Other Services <sup>a</sup>**

Please indicate how satisfied you are with each of the following aspects of your IUPUI experience.	Very Dissatisfied	Dissatisfied	Satisfied	Very Satisfied	Mean
	Percentages				
Opportunities to develop appreciation for diversity (outside speakers, programs, films, book discussions, etc.)	1%	7%	66%	26%	3.16
Opportunities to develop leadership skills (in class)	4%	10%	69%	18%	3.01
Opportunities to develop leadership skills (outside the classroom)	5%	24%	59%	12%	2.79
Opportunities for career development (externship, job shadowing, career workshops, internships, etc.)	5%	16%	48%	32%	3.06
Opportunities to participate in international activities on campus (participating in courses or programs with international students, using the global classroom, etc.)	7%	26%	53%	14%	2.73

<sup>a</sup> 1 = Very Dissatisfied, 2 = Dissatisfied, 3 = Satisfied, 4 = Very Satisfied

- Overall, respondents are satisfied with the co-curricular experience at IUPUI.
- Social Work alumni (79%) are more likely to be satisfied with opportunities for career development than other units (69%) at IUPUI.

**Figure 4**  
**If You Could Start Over Again, Would You Go To IUPUI?**



- The majority of Social Work alumni (78%) would either probably or definitely attend IUPUI if they had an opportunity to start over again.

**Table 3**  
**Satisfaction with Assistantships & Internships/Externships <sup>a</sup>**

Percentage who are very satisfied/ satisfied with...	Teaching Assistantship	Research Assistantship	Internship/ Externship
The extent to which it complemented your coursework	50%	100%	86%
The extent to which it corresponded to your career goals	50%	100%	85%
The extent to which it prepared you for the job market	50%	100%	79%
The extent to which you were mentored/ supervised	50%	67%	75%
N	2	3	80

<sup>a</sup> 1 = Very Dissatisfied, 2 = Dissatisfied, 3 = Satisfied, 4 = Very Satisfied

- Respondents were asked if they completed an assistantship or internship/externship while at IUPUI. Nearly all (99%) of all Social Work respondents completed an internship/externship while in school while only 10% of graduate student alumni report having an assistantship.
- Compared to other units on campus the School of Social Work has significantly more graduate alumni who completed an internship/externship compared to other units (44%)
- Among students who did not have an assistantship, most did not desire one (75%), but there were a noticeable amount that desired an assistantship but report their department did not offer them (23%).
- Nearly three-quarters of respondents (73%) report being satisfied or very satisfied with how internships/externships were assigned.
- Overall School of Social Work alumni are satisfied with their internship/externship experience. A slightly lower percentage were satisfied with how they were supervised compared to how it complemented coursework or corresponded to career goals.
- Nearly one-quarter (24%) of Social Work respondents report that their internship/externship turned into full-time employment and 23% say they were offered a position but turned it down.



## Section 4: Impact of IUPUI on Learning.

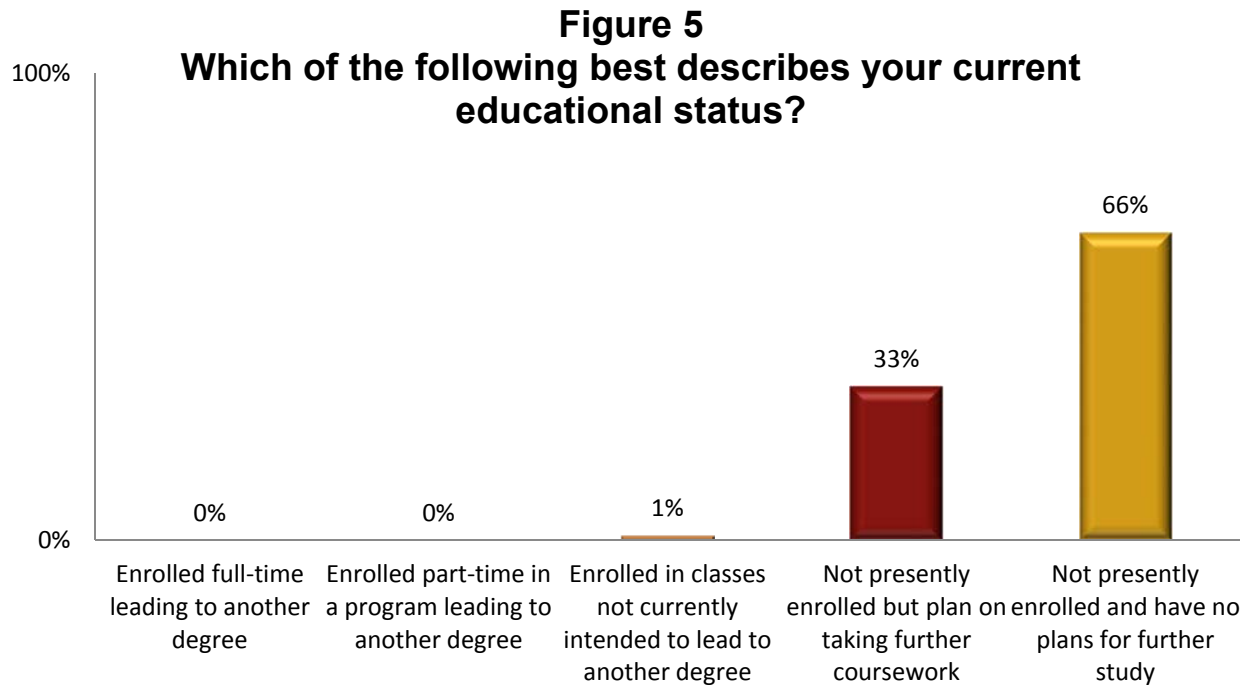
**Table 4**  
**Knowledge and Skills <sup>a</sup>**

Please indicate your level of effectiveness in each of the following skills/abilities.	Not at all Effective	Somewhat Effective	Effective	Very Effective	Mean
	<i>Percentages</i>				
Acquiring in-depth knowledge in your discipline	3%	20%	48%	29%	3.04
Conducting original research and scholarship	16%	25%	45%	14%	2.56
Understanding research/scholarship in your discipline	5%	20%	48%	27%	2.96
Communicating effectively with others in your discipline	0%	9%	50%	41%	3.33
Communicating effectively with the general public	0%	14%	52%	34%	3.20
Thinking critically	0%	6%	48%	46%	3.40
Thinking creatively	1%	13%	50%	36%	3.21
Applying good judgement in both professional and personal situations	0%	6%	47%	47%	3.38
Solving problems in your discipline	3%	9%	50%	38%	3.24
Conducting research in an ethical manner	3%	14%	47%	36%	3.17
Behaving in an ethical way	0%	5%	40%	55%	3.50
Using the knowledge gained in college to address social issues or problems	1%	8%	53%	38%	3.28
Understanding contemporary social issues	0%	8%	51%	41%	3.33
Exercising your responsibilities as a citizen (e.g. voting, actively participating in community and political issues)	1%	16%	49%	34%	3.16
Marketing yourself effectively	8%	19%	53%	20%	2.86

<sup>a</sup> 1 = Not at all Effective, 2 = Somewhat Effective, 3 = Effective, 4 = Very Effective

- Alumni respondents rate themselves as mostly effective on skills and abilities that are related to the principles of graduate and professional student learning (PGPLs).
- Respondents rate themselves highest on the skills/abilities of behaving in an ethical way (95%), applying good judgement in professional and personal situations (94%), and thinking critically (94%) where the vast majority believe they are either effective or very effective.
- School of Social Work graduate student alumni rate themselves lowest regarding marketing themselves effectively and conducting original research and scholarship.
- School of Social Work alumni have a lower percentage of students who rate themselves as very effective at conducting original research and scholarship (14%) compared to other units on campus (24%).

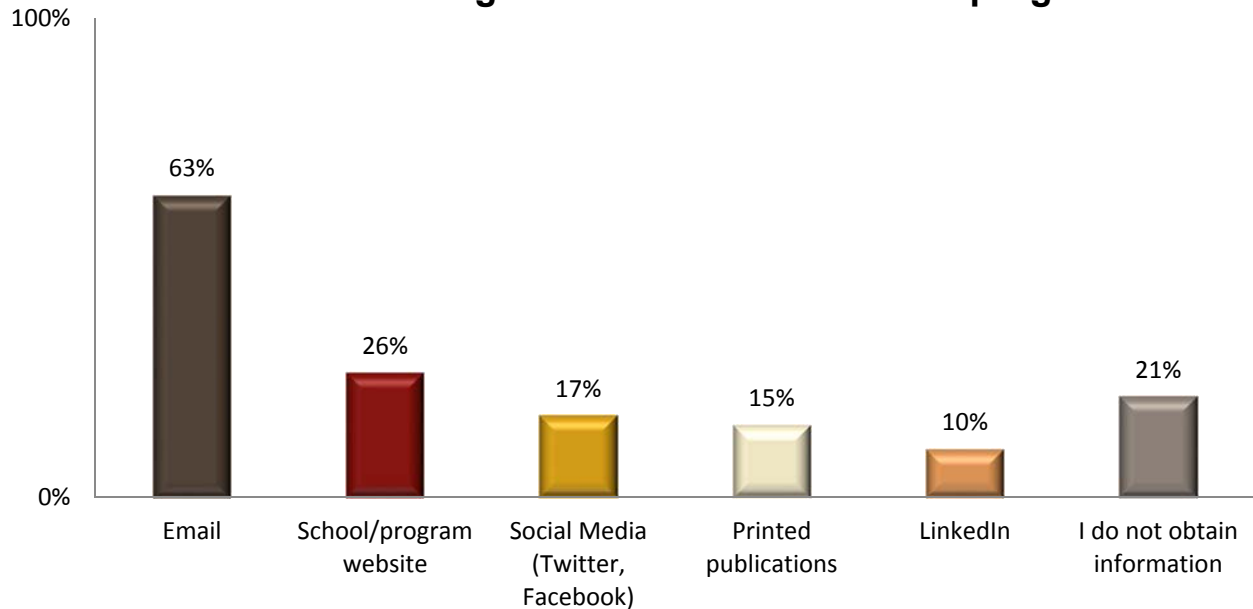
## Section 5: Further Education



- The majority of graduate alumni from the School of Social Work (66%) are not presently enrolled in classes and have no plans for further students.
- While one-third of Social Work alumni plan on taking further coursework in the future, none are currently enrolled in a program leading to another degree.

## Section 6: Connection with School

**Figure 6**  
**Method of obtaining information about School/program**



- More than one out of five (21%) graduate alumni respondents do not obtain any information regarding the School of Social Work.
- Among those that do obtain information, by far the most common method of obtaining information about the School of Social Work is e-mail (63%). It's important to note this information was obtained from a survey sent to e-mail addresses.
- Only 9% of graduate student alumni report feeling a very strong connection to the School which is lower compared to other Schools on campus (17%).
- The majority of Social Work alumni feel either some (23%) or very little (53%) of a connection to the School.